



Model: **SB**



Model: **SFB**

Exceptionally designed for exterior applications, the SFB and the SB are easy to install and have large openings to reduce clogging. Standard with flapper damper, it prevents outside air from back-drafting into the house through the dryer. Both models are suited to exhaust fan applications such as dryer, bathroom, or kitchen exhaust venting. The heavy-gauge anodized aluminum construction is corrosion-resistant for durability. Removable from ductwork for easy cleaning for dryer vent use.

Note: No louver manufacturer warrants their louver to prevent water penetration under all possible circumstances of wind and rain.

MATERIAL

- Aluminum

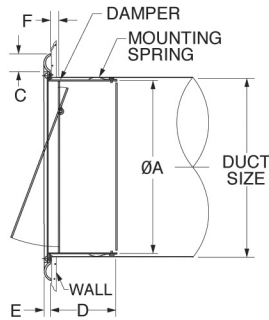
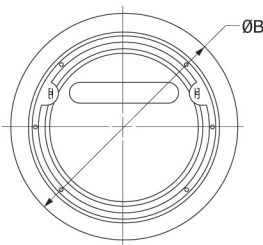
FINISH

- Clear Anodized
- Custom Colors Available

FEATURES

- With Back-Draft Flapper Damper
- Large Free Area Reduces Clogging
- Aluminum Construction
- Anodized Finish for Corrosion Protection
- Economical
- Available for Standard Duct Sizes in 4" and 6" Round

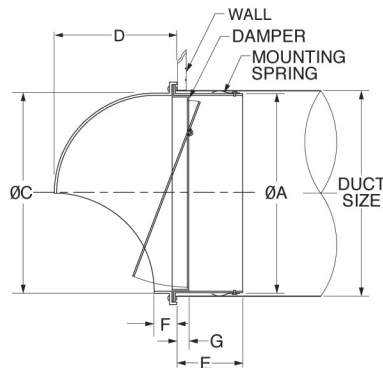
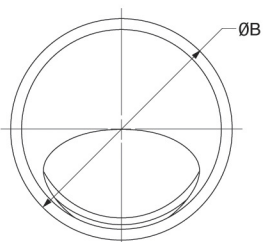
MODEL SB DIMENSIONS



MODEL	DUCT SIZE	A	B	C	D	E	F	FREE AREA
SB 4	4	3 13/16	5 23/32	19/32	1 21/32	5/16	5/16	0.059 sq.ft.
SB 6	6	5 23/32	8	25/32	2 3/4	3/8	5/8	0.140 sq.ft.

Product information is subject to change without notice. All dimensions in inches.

MODEL SFB DIMENSIONS



MODEL	DUCT SIZE	A	B	C	D	E	F	G	FREE AREA
SFB 4	4	3 13/16	4 3/4	3 25/32	2 11/16	1 9/16	13/16	5/16	0.054 sq.ft.
SFB 6	6	5 23/32	6 29/32	5 29/32	3 15/16	2 9/16	27/32	11/32	0.130 sq.ft.

Product information is subject to change without notice. All dimensions in inches.

